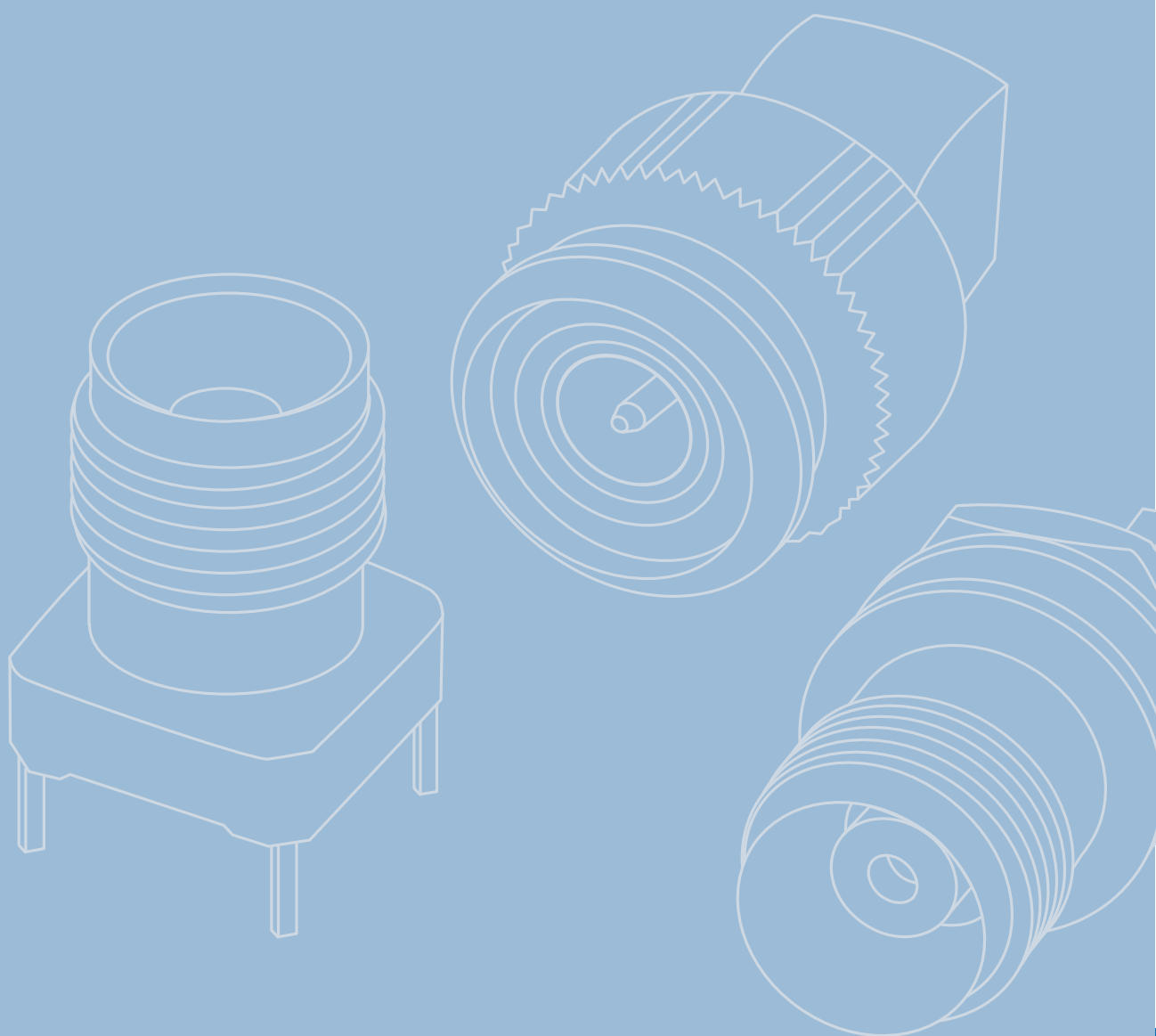


2

TNC
TNC





2.1	TNC Straight Plug.....	84	2.1	TNC-Kabelstecker.....	84
2.2	TNC Straight Plug Crimp.....	86	2.2	TNC-Kabelstecker Crimp.....	86
2.3	TNC Angle Plug.....	89	2.3	TNC-Kabelwinkelstecker.....	89
2.4	TNC Angle Plug Crimp.....	90	2.4	TNC-Kabelwinkelstecker Crimp.....	90
2.5	TNC Straight Jack.....	91	2.5	TNC-Kabelbuchse.....	91
2.6	TNC Straight Jack Crimp.....	92	2.6	TNC-Kabelbuchse Crimp.....	92
2.7	TNC Bulkhead Jack.....	92	2.7	TNC-Kabeleinbaubuchse.....	92
2.8	TNC Bulkhead Jack Crimp.....	93	2.8	TNC-Kabeleinbaubuchse Crimp.....	93
2.9	TNC Bulkhead Socket.....	95	2.9	TNC-Einbaubuchse.....	95
2.10	TNC Panel Jack.....	96	2.10	TNC-Kabeleinbaubuchse mit Flansch.....	96
2.11	TNC Panel Socket.....	97	2.11	TNC-Einbaubuchse mit Flansch.....	97
2.12	TNC Receptacle, female, for Printed Circuits.....	97	2.12	TNC-Buchse für gedruckte Schaltungen.....	97
2.13	TNC Angle Receptacle, female, for Printed Circuits.....	98	2.13	TNC-Winkelbuchse für gedruckte Schaltungen.....	98
2.14	TNC Adaptor.....	98	2.14	TNC-Kupplung.....	98
2.15	TNC Adaptor for Panel Mounting.....	99	2.15	TNC-Verbindungsstück.....	99
2.16	TNC Angle Adaptor.....	99	2.16	TNC-Winkelverbindungsstück.....	99
2.17	TNC T Adaptor.....	100	2.17	TNC-T-Stück.....	100
2.18	TNC Surge Suppressor.....	100	2.18	TNC-Überspannungsableiter.....	100
2.19	TNC Dust Cap.....	100	2.19	TNC-Abdeckkappe.....	100
2.20	TNC Termination Loads.....	101	2.20	TNC-Abschlusswiderstand.....	101
2.21	TNC Attenuators.....	102	2.21	TNC-Dämpfungsglieder.....	102

The TNC series is a commonly used coax connector. The same size as BNC connectors, but with a threaded coupling mechanism, this connector can be used up to 11 GHz. Both 50 Ω and 75 Ω impedances are available. Connector styles are available for flexible, conformable and semi-rigid cable types. Versions of the TNC connector are available for mounting to printed circuit boards using both through-hole soldered and through-hole press-fit techniques. Both crimp and clamp cable termination processes are used for this series. Applications for these connectors range from signal and data to video transmission where vibration resistance is required. TNC's are a low-cost high-frequency solution for coax connections.

Mating face sealing for TNC connectors between plug and jack (mated) according to IP 68. The classifications are general statements for the relevant series. Individual connectors may deviate from the values shown. If in doubt, please consult our engineers.

Die Serie TNC umfasst sehr häufig verwendete koaxiale Steckverbindungen, die bis zu einer Frequenz von 11 GHz eingesetzt werden. Sie gleichen in den Maßen der Serie BNC verfügen jedoch über einen Schraubverschluss. Es werden Ausführungen mit 50 Ω und 75 Ω Wellenwiderstand angeboten. Steckverbindervarianten gibt es für flexible, Semi-Flex- und Semi-Rigid-Kabel.

Die Leiterplattensteckverbinder der Serie TNC sind als Löt- bzw. Einpresstypen erhältlich. Kabel werden je nach Ausführung durch Crimpen, Klemmen oder Löten angeschlossen. Die Steckverbinder der Serie TNC sind vibrationsfest und werden in der Signal-, Daten- und Videoübertragung eingesetzt. TNC-Steckverbinder sind kosten-günstige Alternativen für koaxiale Verbindungen bei hohen Frequenzen.

Diese Steckverbinder erfüllen die Querdichtigkeit im Steckgesicht zwischen Stecker und Buchse im gesteckten Zustand gemäß IP 68. Diese Schutzklasse ist pauschal für die Serie TNC festgelegt worden. Für einzelne Steckverbindungen kann es zu Abweichungen kommen. Im Zweifelsfall bitte anfragen.

Mechanical Characteristics

Recommended coupling torque	0.46 - 0.69 Nm	Empfohlenes Kupplungsdrehmoment
Durability (mating cycles).....	≥ 500.....	Lebensdauer (Steckungen)
Material: spring contacts	CuBe2; CuNi1Pb1P(C97)	Werkstoff: Federnde Kontaktteile
Material: outer conductor	CuZn39Pb3	Werkstoff: Außenleiter
Material: other metal parts	CuZn39Pb3	Werkstoff: Sonstige Metallteile
Material: gaskets	Silicone	Werkstoff: Dichtungen
Material: insulators.....	PTFE/PE	Werkstoff: Isolierteile
Finish: Inner conductor	Cu1Ni2Au0.8	Oberfläche: Innenleiter
Finish: Outer conductor	Cu2Ni5	Oberfläche: Außenleiter
Finish: Other metal parts	Cu2Ni5	Oberfläche: Sonstige Metallteile

Mechanische Eigenschaften

Climatic Characteristics

Climatic category acc. to IEC 60068 - 1	40/155/21	Prüfklasse nach DIN IEC 60068 Teil 1
Types with PTFE insulator.....	40/75/21	Typen mit PTFE Isolierung
Types with PE insulator	Typen mit PE Isolierung

Thermische und klimatische Eigenschaften

Electrical Characteristics

Contact resistance inner conductor	≤ 10 mΩ.....	Durchgangswiderstand Innenleiter
Contact resistance outer conductor.....	≤ 2.5 mΩ	Durchgangswiderstand Außenleiter
Insulation resistance.....	≥ 5 GHz	Isolationswiderstand
Voltage proof.....	1.5 kVeff/50 Hz	Spannungsfestigkeit
Impedance.....	50 Ω/(75 Ω)	Wellenwiderstand
Return loss: Straight style (valid for 50 Ω only).....	≥ 17.7 dB/11 GHz	Rückflussdämpfung: Gerade Ausführung (gültig nur für 50 Ω)
Return loss: Angle style (valid for 50 Ω only)	≥ 16.5 dB/11 GHz	Rückflussdämpfung: Winkel Ausführung (gültig nur für 50 Ω)
Working voltage	≤ 500 Veff/50 Hz	Betriebsspannung
Frequency range up to (valid for 50 Ω only)	11 GHz.....	Frequenzbereich bis (gültig nur für 50 Ω)

Elektrische Eigenschaften

Standards

IEC 60 169-17

Normen

IEC 60 169-17

The Return Loss values shown above correspond to the IEC standard 60 169-17. In most cases, the RF connectors from Telegärtner fulfill or exceed these requirements. Depending on the design and cable type, however, particular connectors could deviate from the norm. The exact parameters of individual products are available upon request.

Die oben angeführten Rückflussdämpfungswerte entsprechen der IEC-Norm 60 169-17. Die Telegärtner-Steckverbinder erfüllen oder übertreffen in den meisten Fällen diese Normwerte. Je nach Ausführung und Kabeltype können einzelne Steckverbinder jedoch abweichen. Die genauen Parameter der einzelnen Produkte sind auf Anfrage erhältlich.

Note

Combination connectors and cable clamps can be utilised to create a further number of TNC connector variations.

Hinweis

Weitere TNC-Steckverbindervarianten können durch die Kombination von Normköpfen und Kabelabfangungen zusammengestellt werden.

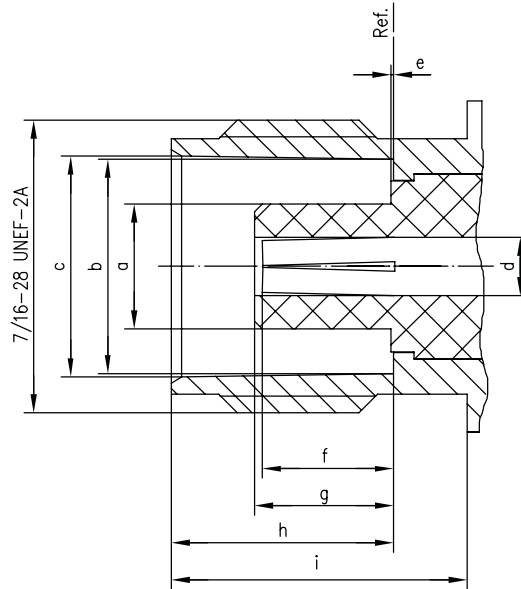
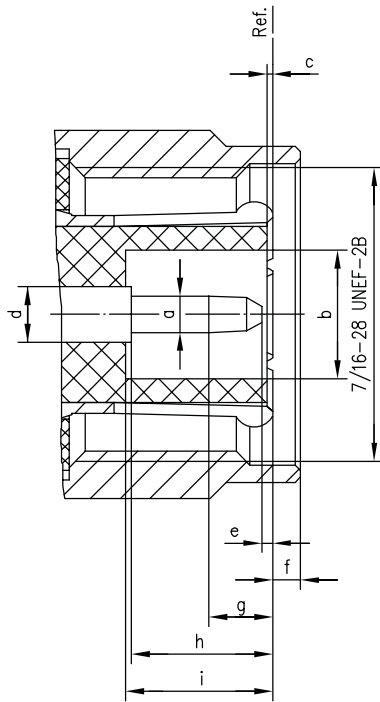
TNC Mating Face 50 Ω
TNC-Steckgesicht 50 Ω

Plug

Stecker

Jack

Buchse



	[inch]		[mm]	
	min.	max.	min.	max.
a	0.052	0.054	1.32	1.37
b	0.190	-	4.83	-
c	0.006	-	0.15	-
d	0.081	0.087	2.06	2.21
e	0.003	0.040	0.08	1.02
f	-	0.078	-	1.98
g	0.077	0.120	1.96	3.05
h	0.210	-	5.33	-
i	0.208	0.228	5.28	5.79

	[inch]		[mm]	
	min.	max.	min.	max.
a	-	0.186	-	4.72
b	0.319	0.321	8.10	8.15
c	0.327	0.333	8.31	8.46
d	0.074	0.090	1.88	2.29
e	-	0.006	-	0.15
f	0.179	0.206	4.55	5.23
g	-	0.208	-	5.28
h	0.327	0.335	8.31	8.51
i	0.414	-	10.52	-

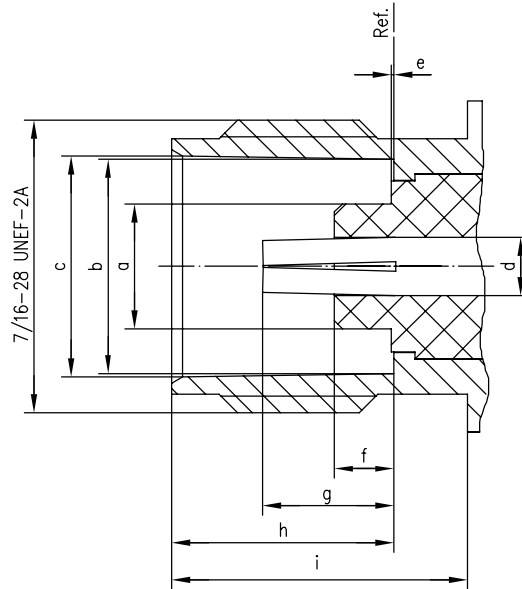
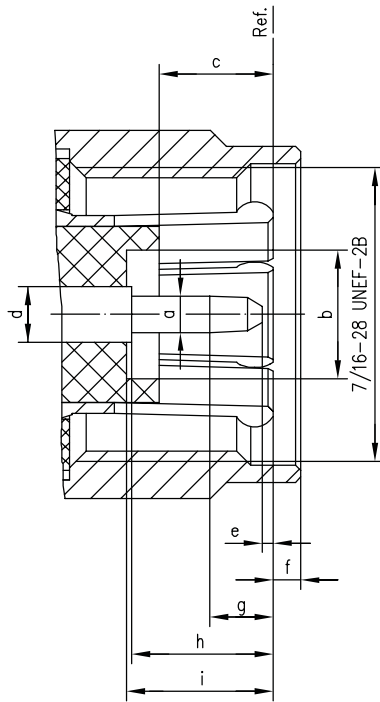
TNC Mating Face 75 Ω
TNC-Steckgesicht 75 Ω

Plug

Stecker

Jack

Buchse

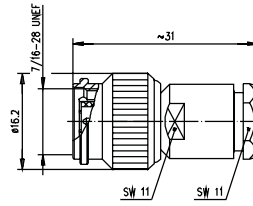


	[inch]		[mm]	
	min.	max.	min.	max.
a	0.052	0.054	1.32	1.37
b	0.190	-	4.83	-
c	0.169	0.208	4.30	5.30
d	0.081	0.087	2.06	2.21
e	0.003	0.040	0.08	1.02
f	-	0.078	-	1.98
g	-	0.152	-	3.86
h	0.210	-	5.33	-
i	0.208	0.228	5.28	5.79

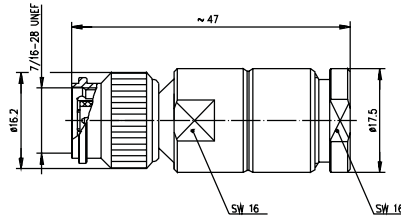

	[inch]		[mm]	
	min.	max.	min.	max.
a	-	0.186	-	4.72
b	0.319	0.321	8.10	8.15
c	0.327	0.333	8.31	8.46
d	0.074	0.090	1.88	2.29
e	-	0.006	-	0.15
f	-	0.091	-	2.30
g	0.186	0.206	4.72	5.23
h	0.327	0.335	8.31	8.51
i	0.414	-	10.52	-

2.1

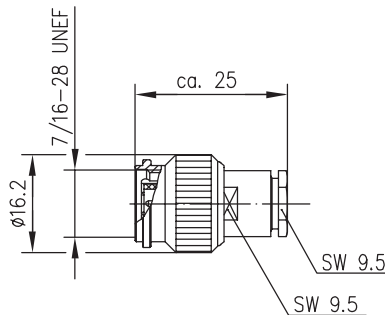
TNC Straight Plug TNC-Kabelstecker



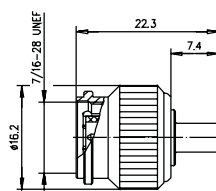
Order No. Bestell-Nr.	Z Z	Cable group; cable Kabelgruppe; Kabel	Remarks Anmerkungen	Assembly Montage
J01010A2610	50 Ω	G3 (RG-178B/U)	pressure sleeve IP 67 Druckverschraubung IP 67	A03
J01010A2611	50 Ω	G7 (RG-316/U)	pressure sleeve IP 67 Druckverschraubung IP 67	A03
J01010A2608	50 Ω	G1 (RG-58C/U); G5 (RG-223/U); RG-141A/U; RG-142B/U; 1.0/2.95 AF	MIL-clamp IP 67 MIL-Verschraubung IP 67	A02
J01012A2258	75 Ω	G4 (RG-179B/U)	pressure sleeve IP 67 Druckverschraubung IP 67	A03
J01012A2215	75 Ω	G2 (RG-59B/U); G39 (0.8/3.7-615)	MIL-clamp IP 67 MIL-Verschraubung IP 67	A02



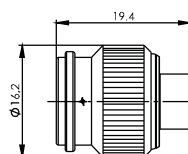
Order No. Bestell-Nr.	Z Z	Cable group; cable Kabelgruppe; Kabel	Remarks Anmerkungen	Assembly Montage
J01010A2940	50 Ω	RG-213/U; RG-214/U; 9880 Belden	pressure sleeve IP 67 Druckverschraubung IP 67	A05
J01012A0001	75 Ω	G31 (RG-11A/U); G32 (RG-216/U); G48 (1.6/7.3)	pressure sleeve IP 67 Druckverschraubung IP 67	A05



Order No. Bestell-Nr.	Z Z	Cable group; cable Kabelgruppe; Kabel	Remarks Anmerkungen	Assembly Montage
J01010A0022	50 Ω	G1 (RG-58C/U); LMR-195; RG-141A/U; RG-142B/U; 1.0/2.95 AF	pressure sleeve IP 67 Druckverschraubung IP 67	A01



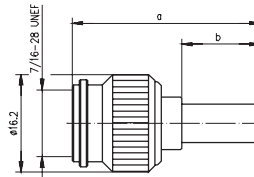
Order No. Bestell-Nr.	Z Z	Cable group; cable Kabelgruppe; Kabel	Assembly Montage
J01010A0021	50 Ω	G10 (UT-141)	A12
J01010A0033	50 Ω	G11 (RG-405/U)	A17



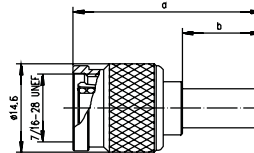
Order No. Bestell-Nr.	Z Z	Cable group; cable Kabelgruppe; Kabel	Assembly Montage
J01010A0054	50 Ω	G9 (UT-250)	A19

**TNC Straight Plug Crimp
TNC-Kabelstecker Crimp****Technical Data
Technische Daten**

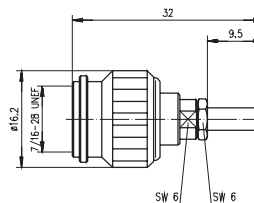
	Basic	Standard	Professional	MIL
Mechanical Characteristics Mechanische Eigenschaften				
Mating cycles (gold plating inner conductor) Steckzyklen (Goldalage Innenleiter)	100 (0.2 µm)	1000 (0.8 µm)	1000 (0.8 µm)	2000 (1.27 µm)
Material: Coupling nut Werkstoff: Überwurfmutter	brass Messing	brass Messing	brass Messing	brass Messing
Material: outer conductor Werkstoff: Außenleiter	brass Messing	brass Messing	brass Messing	brass Messing
Material: inner conductor Werkstoff: Innenleiter	brass Messing	brass Messing	brass Messing	brass Messing
Material: crimp ferrule Werkstoff: Crimprohr	copper Kupfer	copper Kupfer	copper Kupfer	copper Kupfer
Material: insulators Werkstoff: Isolierungen	PE-LD	PE-LD	PTFE	PTFE
Finish: Coupling nut Oberfläche: Überwurfmutter	Nickel	Nickel	Nickel	Nickel
Finish: Outer conductor Oberfläche: Außenleiter	Nickel	Nickel	Nickel	Nickel
Finish: Inner conductor Oberfläche: Innenleiter	Gold (0.2 µ)	Gold (0.8 µ)	Gold (0.8 µ)	Gold (1.27 µ)
Finish: Crimp ferrule Oberfläche: Crimprohr	Nickel	Nickel	Nickel	Nickel
Climatic Characteristics Thermische und klimatische Eigenschaften				
Temperature range Temperaturbereich	-40/75	-40/75	-65/165	-65/165
Electrical Characteristics Elektrische Eigenschaften				
Contact resistance inner conductor (initial) Durchgangswiderstand Innenleiter (im Neuzustand)	≤0.9 mΩ	≤0.9 mΩ	≤0.9 mΩ	≤0.9 mΩ
Contact resistance outer conductor Durchgangswiderstand Außenleiter (im Neuzustand)	≤0.2 mΩ	≤0.2 mΩ	≤0.2 mΩ	≤0.2 mΩ
Insulation resistance Isolationswiderstand	5 GΩ	5 GΩ	5 GΩ	5 GΩ
Voltage proof Spannungsfestigkeit	1.5 kV	1.5 kV	1.5 kV	1.5 kV
Impedance Wellenwiderstand	50 Ω / 75 Ω	50 Ω / 75 Ω	50 Ω / 75 Ω	50 Ω / 75 Ω
Working voltage Betriebsspannung	500 Veff/50 Hz	500 Veff/50 Hz	500 Veff/50 Hz	500 Veff/50 Hz
Frequency range Frequenzbereich	4 GHz	4 GHz	4 GHz	4 GHz
VSWR (50 Ω Types) VSWR (50 Ω Typen)	≤ 1.25/1 GHz	≤ 1.25/1 GHz	≤ 1.25/1 GHz	≤ 1.25/1 GHz



Order No. Bestell-Nr.	Z Z	Cable group; cable Kabelgruppe; Kabel	Remarks Anmerkungen	Dimensions Abmessungen	Assembly Montage	Crimp die Crimpeinsatz
J01010A0039	50 Ω	G7 (RG-316/U)	crimp/crimp; Professional	a=29, b=9.5	A2616	N01001A0009
J01010A0045	50 Ω	G8 (RD-316)	crimp/crimp; Professional	a=28.8, b=9.5	A2620	N01001A0014
J01010A2255	50 Ω	G1 (RG-58C/U); YR 23092 Belden; LMR-195	crimp/crimp; Professional	a=31.2, b=13	A0205	N01001A0005
J01010A0000	50 Ω	RG-142B/U	crimp/crimp; Professional	a=31.5, b=13.5	A0205	N01001A0005
J01010A2256	50 Ω	G5 (RG-223/U)	crimp/crimp; Professional	a=31.5, b=13.5	A0205	N01001A0005
J01010A0035	50 Ω	G30 (1.5/3.8); LMR-240	crimp/crimp; Professional	a=31.2, b=13	A0231	N01001A0056
J01012A2288	75 Ω	G2 (RG-59B/U)	crimp/crimp; Professional	a=31, b=13	A0231	N01001A0056
J01012A0014	75 Ω	G27 (1.0/4.6-6.7)	crimp/crimp; Professional	a=31, b=13	A0207	N01001A0004



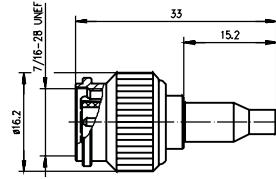
Order No. Bestell-Nr.	Z Z	Cable group; cable Kabelgruppe; Kabel	Remarks Anmerkungen	Dimensions Abmessungen	Assembly Montage	Crimp die Crimpeinsatz
J01010F2255	50 Ω	G1 (RG-58C/U); YR 23092 Belden	crimp/crimp; Standard	a=31, b=13	A0205	N01001A0005
J01010L2255	50 Ω	G1 (RG-58C/U); YR 23092 Belden	crimp/crimp; Basic	a=28, b=13	A2805	N01001A0005
J01010A0046	50 Ω	G5 (RG-223/U)	crimp/crimp; Standard	a=31.5, b=13.5	A0205	N01001A0005



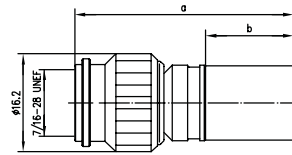
Order No. Bestell-Nr.	Z Z	Cable group; cable Kabelgruppe; Kabel	Remarks Anmerkungen	Assembly Montage	Crimp die Crimpeinsatz
J01010B0027	50 Ω	G3 (RG-178B/U)	crimp/crimp; Professional	A2913	N01001A0010
J01010B0007	50 Ω	G7 (RG-316/U)	crimp/crimp; Professional	A2903	N01001A0009
J01010A0043	50 Ω	G8 (RD-316)	crimp/crimp; Professional	A2914	N01001A0014
J01012A5032	75 Ω	G4 (RG-179B/U)	crimp/crimp; Professional	A2903	N01001A0009

2.2

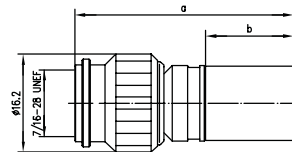
TNC Straight Plug Crimp TNC-Kabelstecker Crimp



Order No. Bestell-Nr.	Z Z	Cable group; cable Kabelgruppe; Kabel	Remarks Anmerkungen	Assembly Montage	Crimp die Crimpeinsatz
J01010A0038	50 Ω	G7 (RG-316/U)	crimp/crimp; low cost type; $f < 500$ MHz; Standard	A2505	N01001A0005



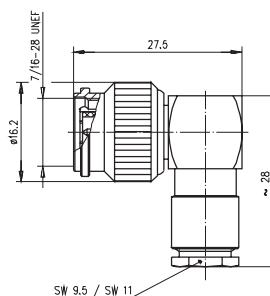
Order No. Bestell-Nr.	Z Z	Cable group; cable Kabelgruppe; Kabel	Remarks Anmerkungen	Dimensions Abmessungen	Assembly Montage	Crimp die Crimpeinsatz
J01010A0051	50 Ω	RG-213/U	crimp/crimp; Professional	$a=36.2, b=14.5$	A3312	N01001D1274
J01010A0052	50 Ω	RG-214/U	crimp/crimp; Professional	$a=36.2, b=14.5$	A3312	N01001D1274



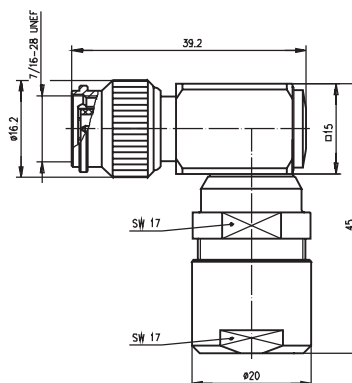
Order No. Bestell-Nr.	Z Z	Cable group; cable Kabelgruppe; Kabel	Remarks Anmerkungen	Dimensions Abmessungen	Assembly Montage	Crimp die Crimpeinsatz
J01010A0049	50 Ω	G37 (2.7/7.25)	crimp/crimp; Professional	$a=36.2, b=14.5$	A3326	N01001A0030
J01010A0053	50 Ω	G42 (2.7/7.1); AA-5886	crimp/crimp; outer conductor Telealloy crimp/crimp; Außenleiter Telealloy	$a=36.2, b=14.5$	A3326	N01001A0030

TNC Angle Plug
TNC-Kabelwinkelstecker

2.3

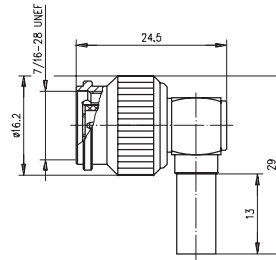



Order No. Bestell-Nr.	Z Z	Cable group; cable Kabelgruppe; Kabel	Remarks Anmerkungen	Assembly Montage
J01010A0011	50 Ω	G7 (RG-316/U)	pressure sleeve Druckverschraubung	A07
J01010A0009	50 Ω	G1 (RG-58C/U); 1.0/2.95 AF; RG-141; RG-142	pressure sleeve Druckverschraubung	A06
J01010A0010	50 Ω	G1 (RG-58C/U); G5 (RG-223/U); RG-141A/U; RG-142B/U; 1.0/2.95 AF	MIL-clamp MIL-Verschraubung	A06
J01012A0002	75 Ω	G2 (RG-59B/U); G39 (0.8/3.7-615)	pressure sleeve Druckverschraubung	A06

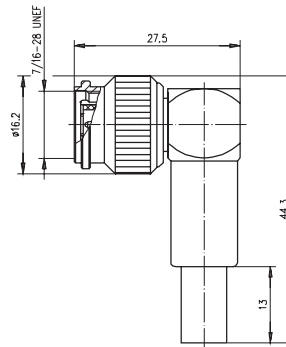


Order No. Bestell-Nr.	Z Z	Cable group; cable Kabelgruppe; Kabel	Remarks Anmerkungen	Assembly Montage
J01010A0023	50 Ω	G37 (2.7/7.25); G42 (2.7/7.1); RG-213/U; LMR 400	pressure sleeve Druckverschraubung	D04
J01010A0024	50 Ω	RG-214/U; RG-216/U; RG-393/U	pressure sleeve Druckverschraubung	D04

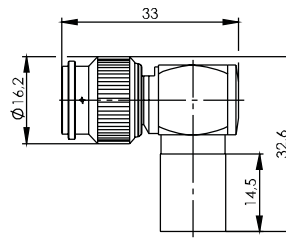
2.4

TNC Angle Plug Crimp
TNC-Kabelwinkelstecker Crimp

Order No. Bestell-Nr.	Z Z	Cable group; cable Kabelgruppe; Kabel	Remarks Anmerkungen	Dimensions Abmessungen	Assembly Montage	Crimp die Crimpeinsatz
J01010B0012	50 Ω	G7 (RG-316/U)	solder/crimp löt/crimp	a=9.5, b=25.5	A0503	N01001A0009
J01010A0048	50 Ω	G8 (RD-316)	solder/crimp löt/crimp	a=9.5, b=25.5	A0520	N01001A0014
J01010A0005	50 Ω	G1 (RG-58C/U); RG-141A/U	solder/crimp löt/crimp	a=13, b=29	A0505	N01001A0005
J01010A0006	50 Ω	G5 (RG-223/U); RG-142B/U	solder/crimp löt/crimp	a=13.5, b=29.5	A0505	N01001A0005
J01010A0037	50 Ω	G30 (1.5/3.8); LMR 240	solder/crimp löt/crimp	a=13, b=29	A0531	N01001A0056
J01012A0004	75 Ω	G2 (RG-59B/U); G39 (0.8/3.7-615)	solder/crimp löt/crimp	a=13, b=29	A0531	N01001A0056



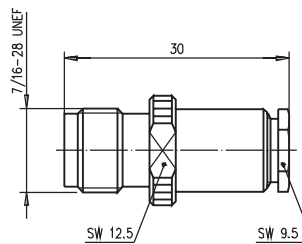
Order No. Bestell-Nr.	Z Z	Cable group; cable Kabelgruppe; Kabel	Remarks Anmerkungen	Assembly Montage	Crimp die Crimpeinsatz
J01010A0019	50 Ω	G1 (RG-58C/U)	crimp/crimp	A0605	N01001A0005
J01010A0047	50 Ω	G5 (RG-223/U)	crimp/crimp	A0605	N01001A0005
J01012A2266	75 Ω	G2 (RG-59B/U)	crimp/crimp	A0631	N01001A0056



Order No. Bestell-Nr.	Z Z	Cable group; cable Kabelgruppe; Kabel	Remarks Anmerkungen	Assembly Montage	Crimp die Crimpeinsatz
J01010A0064	50 Ω	G37 (2.7/7.25)	solder/crimp löt/crimp	B1812	N01001D1274
J01010A0065	50 Ω	RG214/U; RG-393/U	solder/crimp löt/crimp	B1812	N01001D1274
J01010A0066	50 Ω	RG-213/U; G42 (2.7/7.1)	solder/crimp löt/crimp	B1812	N01001D1274

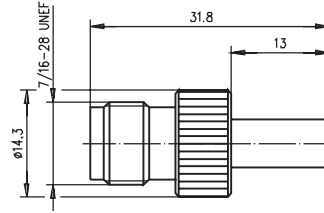

TNC Straight Jack
TNC-Kabelbuchse

2.5

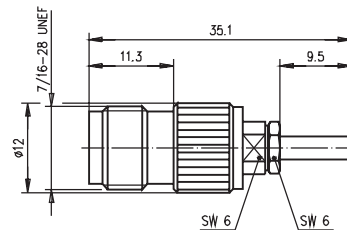


Order No. Bestell-Nr.	Z Z	Cable group; cable Kabelgruppe; Kabel	Remarks Anmerkungen	Assembly Montage
J01011A0014	50 Ω	G1 (RG-58C/U)	pressure sleeve Druckverschraubung	A08
J01013A0004	75 Ω	G2 (RG-59B/U)	pressure sleeve Druckverschraubung	A08

2.6

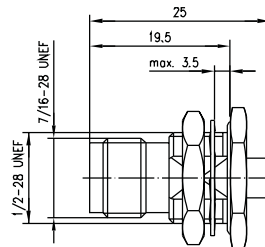
TNC Straight Jack Crimp
TNC-Kabelbuchse Crimp

Order No. Bestell-Nr.	Z Z	Cable group; cable Kabelgruppe; Kabel	Remarks Anmerkungen	Assembly Montage	Crimp die Crimpeinsatz
J01011A2265	50 Ω	G1 (RG-58C/U)	crimp/crimp	A0805	N01001A0005
J01011A2287	50 Ω	G5 (RG-223/U)	crimp/crimp	A0805	N01001A0005
J01011A0044	50 Ω	G30 (1.5/3.8)	crimp/crimp	A0831	N01001A0056
J01011A0055	50 Ω	G37 (2.7/7.25)	solder/crimp löt/crimp	A3112	N01001D1274
J01013A2262	75 Ω	G2 (RG-59 B/U)	crimp/crimp	A0831	N01001A0056

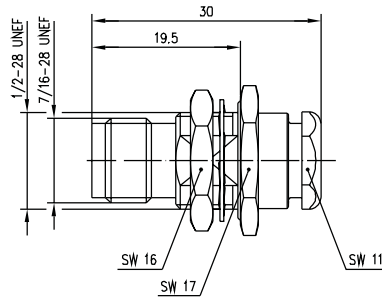



Order No. Bestell-Nr.	Z Z	Cable group; cable Kabelgruppe; Kabel	Remarks Anmerkungen	Assembly Montage	Crimp die Crimpeinsatz
J01011B0032	50 Ω	G3 (RG-178B/U)	crimp/crimp	A2913	N01001A0010
J01011A0050	50 Ω	G7 (RG-316/U)	crimp/crimp	A2903	N01001A0009

2.7

TNC Bulkhead Jack
TNC-Kabeleinbaubuchse

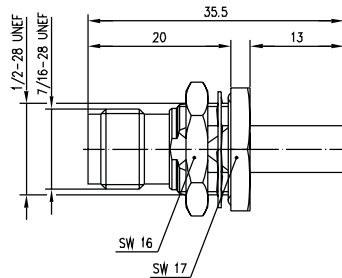

Order No. Bestell-Nr.	Z Z	Cable group; cable Kabelgruppe; Kabel	Mount. dim. Einbaumaß	Assembly Montage
J01011A0008	50 Ω	G10 (UT-141)	Z04	A18



Order No. Bestell-Nr.	Z Z	Cable group; cable Kabelgruppe; Kabel	Remarks Anmerkungen	Mount. dim. Einbaumaß	Assembly Montage
J01011A2336	50 Ω	G3 (RG-178B/U)	pressure sleeve IP 67 Druckverschraubung IP 67	Z04	A04
J01011A2337	50 Ω	G7 (RG-316/U)	pressure sleeve IP 67 Druckverschraubung IP 67	Z04	A04
J01011A2223	50 Ω	G1 (RG-58C/U); G5 (RG-223/U); RG-141A/U; RG-142B/U; 1.0/2.95 AF	MIL-clamp IP 67 MIL-Verschraubung IP 67	Z04	A11
J01011A0036	50 Ω	G11 (UT-85)	MIL-clamp IP 67 MIL-Verschraubung IP 67	Z04	A15
J01013A2224	75 Ω	G2 (RG-59B/U); G39 (0.8/3.7-615)	MIL-clamp IP 67 MIL-Verschraubung IP 67	Z04	A11
B00031D1275			insulator, colour: transparent Isolierscheibe, Farbe: natur	Z52	

TNC Bulkhead Jack Crimp
TNC-Kabeleinbaubuchse Crimp

2.8

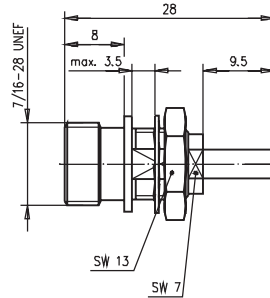


Order No. Bestell-Nr.	Z Z	Cable group; cable Kabelgruppe; Kabel	Remarks Anmerkungen	Mount. dim. Einbaumaß	Assembly Montage	Crimp die Crimpeinsatz
J01011A0015	50 Ω	G1 (RG-58C/U)	crimp/crimp	Z04	A1105	N01001A0005
J01011A0016	50 Ω	G5 (RG-223/U)	crimp/crimp	Z04	A1105	N01001A0005
J01013A2260	75 Ω	G2 (RG-59B/U)	solder/crimp löt/crimp	Z04	A1131	N01001A0056

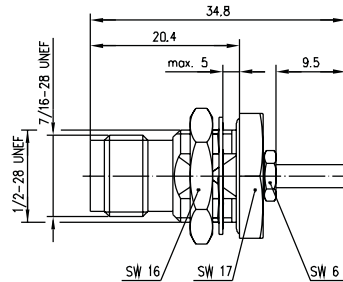
2.8

2.8

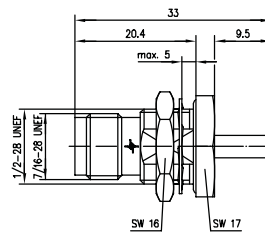
TNC Bulkhead Jack Crimp TNC-Kabeleinbaubuchse Crimp



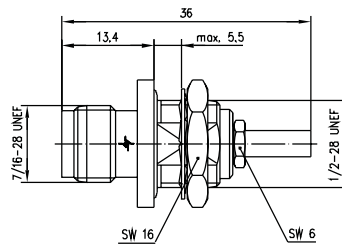
Order No. Bestell-Nr.	Z Z	Cable group; cable Kabelgruppe; Kabel	Remarks Anmerkungen	Mount. dim. Einbaumaß	Assembly Montage	Crimp die Crimpeinsatz
J01011A0023	50 Ω	G7 (RG-316/U)	solder/crimp (not to IEC 169-17) löt/crimp (nicht gemäß IEC 169-17)	Z19	A1903	N01001A0009



Order No. Bestell-Nr.	Z Z	Cable group; cable Kabelgruppe; Kabel	Remarks Anmerkungen	Mount. dim. Einbaumaß	Assembly Montage	Crimp die Crimpeinsatz
J01011B0030	50 Ω	G3 (RG-178B/U)	crimp/crimp	Z04	A2913	N01001A0010
J01013B0008	75 Ω	G4 (RG-179B/U); 0.36L/1.6; 0.38L/1.6; 0.38L/1.7	crimp/crimp	Z04	A2903	N01001A0009



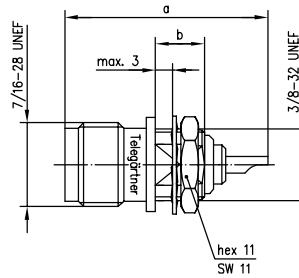
Order No. Bestell-Nr.	Z Z	Cable group; cable Kabelgruppe; Kabel	Remarks Anmerkungen	Mount. dim. Einbaumaß	Assembly Montage	Crimp die Crimpeinsatz
J01011A0061	50 Ω	G7 (RG-316/U)	crimp/crimp	Z04	A3516	N01001A0009
J01011A0060	50 Ω	G8 (RD-316)	crimp/crimp	Z04	A3520	N01001A0014
B00031D1275			insulator, colour: transparent Isolierscheibe, Farbe: natur	Z52		



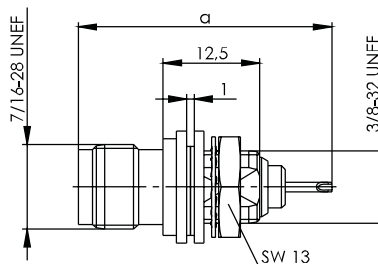

Order No. Bestell-Nr.	Z Z	Cable group; cable Kabelgruppe; Kabel	Remarks Anmerkungen	Mount. dim. Einbaumaß	Crimp die Crimpeinsatz	Assembly Montage
J01011A0058	50 Ω	G7 (RG-316/U)	solder/crimp with panel and barrier sealing löt/crimp; einbau- und längsdicht	Z04	N01001A0009	A4016

TNC Bulkhead Socket
TNC-Einbaubuchse

2.9



Order No. Bestell-Nr.	Z Z	Dimensions Abmessungen	Mount. dim. Einbaumaß
J01011H2615	50 Ω	a=26.9, b=6.5	Z01

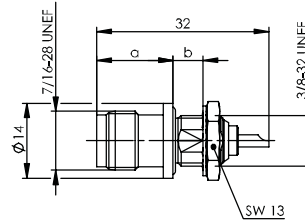


Order No. Bestell-Nr.	Z Z	Dimensions Abmessungen	Remarks Anmerkungen	Mount. dim. Einbaumaß
J01011A0013	50 Ω	a=32,1	insulated mounting isolierter Einbau	Z51
J01013B2286	75 Ω	a=32,8	insulated mounting, barrier sealed isolierter Einbau, längsdicht	Z51

2.9

2.9

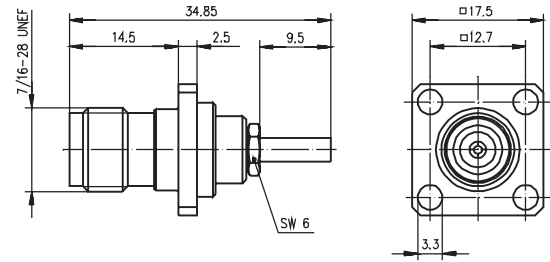

TNC Bulkhead Socket TNC-Einbaubuchse



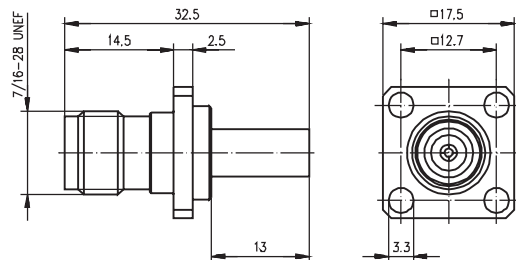

Order No. Bestell-Nr.	Z Z	Dimensions Abmessungen	Remarks Anmerkungen	Mount. dim. Einbaumaß
J01011A2614	50 Ω	a=14.2, B=5.5	with panel seal, barrier sealed mit Dichtring, längsdicht	Z02
J01011A0012	50 Ω	a=12.7, b=7		Z01

2.10

TNC Panel Jack TNC-Kabeleinbaubuchse mit Flansch



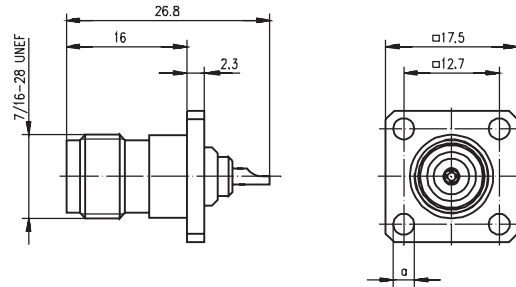

Order No. Bestell-Nr.	Z Z	Cable group; cable Kabelgruppe; Kabel	Remarks Anmerkungen	Mount. dim. Einbaumaß	Assembly Montage	Crimp die Crimpeinsatz
J01011B0046	50 Ω	G7 (RG-316/U)	crimp/crimp	Z54	A2903	N01001A0009



Order No. Bestell-Nr.	Z Z	Cable group; cable Kabelgruppe; Kabel	Remarks Anmerkungen	Mount. dim. Einbaumaß	Assembly Montage	Crimp die Crimpeinsatz
J01011A0045	50 Ω	G1 (RG-58C/U)	crimp/crimp	Z54	A1005	N01001A0005

TNC Panel Socket
TNC-Einbaubuchse mit Flansch

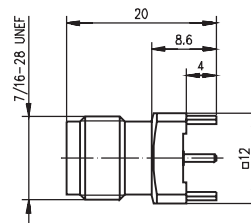

2.11



Order No. Bestell-Nr.	Z Z	Remarks Anmerkungen	Dimensions Abmessungen	Mount. dim. Einbaumaß
J01011F0613	50 Ω	solder löt	a=3-56" = M2.5	Z05

TNC Receptacle, female, for Printed Circuits
TNC-Buchse für gedruckte Schaltungen

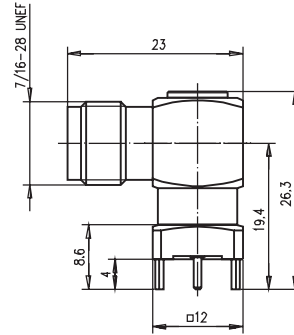

2.12



Order No. Bestell-Nr.	Z Z	Mount. dim. Einbaumaß
J01011A2944	50 Ω	Z06
J01013A2946	75 Ω	Z06

2.13

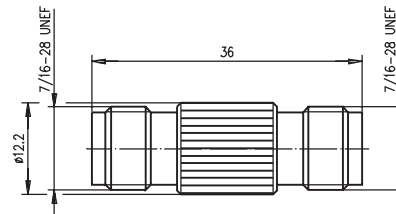

TNC Angle Receptacle, female, for Printed Circuits TNC-Winkelbuchse für gedruckte Schaltungen



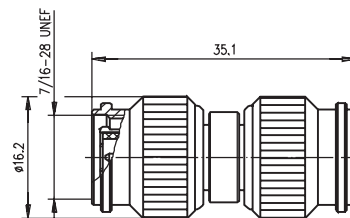
Order No. Bestell-Nr.	Z Z	Mount. dim. Einbaumaß
J01011A2948	50 Ω	Z06
J01013A2949	75 Ω	Z06

2.14

TNC Adaptor TNC-Kupplung



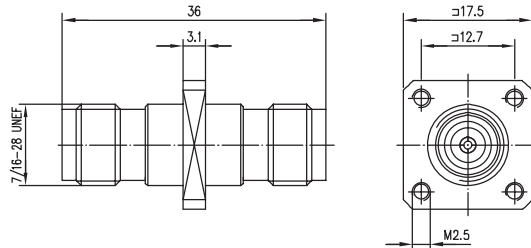
Order No. Bestell-Nr.	Z Z	Remarks Anmerkungen
J01014A2618	50 Ω	f-f Bu-Bu



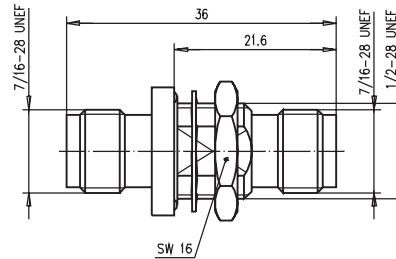

Order No. Bestell-Nr.	Z Z	Remarks Anmerkungen	Return Loss Return Loss
J01014A2806	50 Ω	m-m Sti-Sti	38 dB/1 GHz; 24 dB/6 GHz

TNC Adaptor for Panel Mounting
TNC-Verbindungsstück

2.15



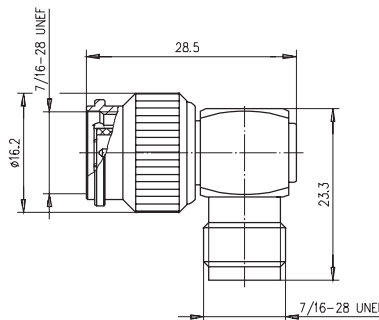

Order No. Bestell-Nr.	Z Z	Remarks Anmerkungen	Mount. dim. Einbaumaß
J01014A0004	50 Ω	f-f Bu-Bu	Z05



Order No. Bestell-Nr.	Z Z	Remarks Anmerkungen	Mount. dim. Einbaumaß
J01014A2233	50 Ω	f-f Bu-Bu	Z04
B00031D1275		insulator, colour: transparent Isolierscheibe, Farbe: natur	Z52

TNC Angle Adaptor
TNC-Winkelverbindungsstück

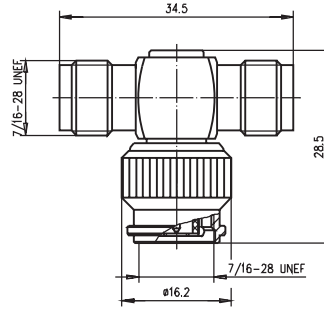
2.16



Order No. Bestell-Nr.	Z Z	Remarks Anmerkungen
J01014A0001	50 Ω	m-f Sti-Bu

2.17

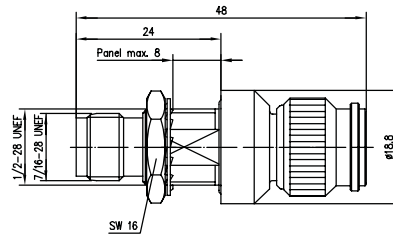
TNC T Adaptor TNC-T-Stück



Order No. Bestell-Nr.	Z Z	Remarks Anmerkungen
J01014A0000	50 Ω	f-m-f Bu-Sti-Bu

2.18

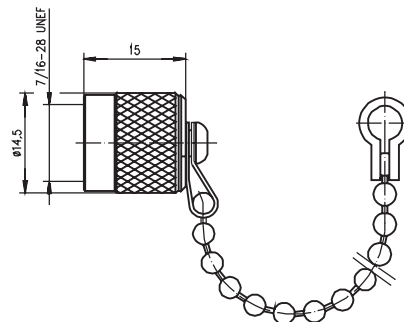
TNC Surge Suppressor TNC-Überspannungsableiter



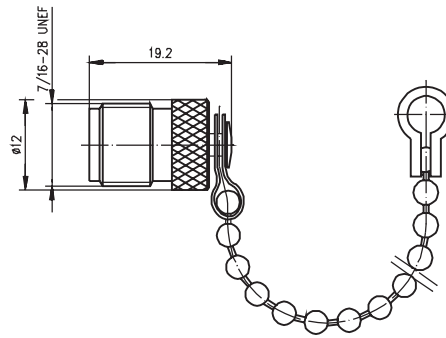
Order No. Bestell-Nr.	Technical Information Technische Daten	Remarks Anmerkungen	Mount. dim. Einbaumaß
J01017A0004	6 GHz	m-f, Sti-Bu, Einbau	Z04

2.19

TNC Dust Cap TNC-Abdeckkappe



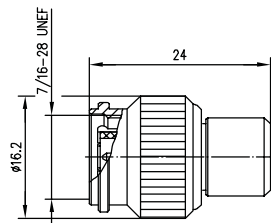
Order No. Bestell-Nr.	Remarks Anmerkungen
H00050A0000	m, IP 68 Sti, IP 68



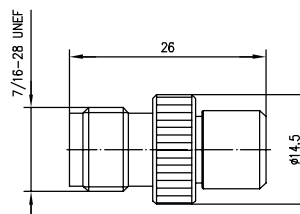
Order No. Bestell-Nr.	Remarks Anmerkungen
H00051A0000	f, IP 68 Bu, IP 68

TNC Termination Loads
TNC-Abschlusswiderstand

2.20

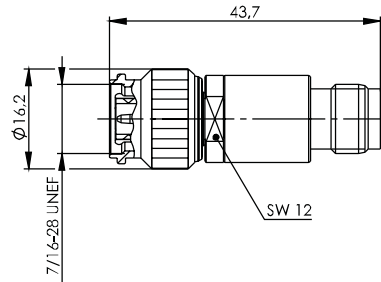


Order No. Bestell-Nr.	Z Z	Technical Information Technische Daten	Remarks Anmerkungen
J01016A0002	50 Ω	1 W; 2 GHz; ≥ 30 dB; 6 GHz; ≥ 21 dB	m Sti



Order No. Bestell-Nr.	Z Z	Technical Information Technische Daten	Remarks Anmerkungen
J01016A0003	50 Ω	1 W; 2 GHz; ≥ 30 dB; 6 GHz; ≥ 21 dB	f Bu

2.21

TNC Attenuators
TNC-Dämpfungsglieder

Order No. Bestell-Nr.	Attenuation Dämpfung	Max. Frequency Max. Frequenz	Max. Power Max. Leistung	Return Loss Return Loss	Remarks Anmerkungen
J01016A0004	3 dB	10 GHz	2 W	27 dB/4 GHz; 15 dB/10 GHz	m-f Sti-Bu
J01016A0005	6 dB	10 GHz	2 W	27 dB/4 GHz; 15 dB/10 GHz	m-f Sti-Bu
J01016A0006	10 dB	10 GHz	2 W	27 dB/4 GHz; 15 dB/10 GHz	m-f Sti-Bu
J01016A0007	20 dB	10 GHz	2 W	27 dB/4 GHz; 15 dB/10 GHz	m-f Sti-Bu